

E-Tutorial

- 1. Important Information to View Statement Status.**
- 2. Brief Steps to View Statement Status.**
- 3. Pictorial guide to View Statement Status.**



TDS
Centralized Processing Cell

1. Important Information to View Statement Status

- Statement status will help Deductor to check the status of the filed Regular statement and Correction statement (filed through Conso file).
- Statement Status can be viewed after Login on TRACES website by Deductor.
- Migrated statement status can not be checked on TRACES website.

Statement Status :

- **Pending for 26AS** : It means that your statement is processed partially and Tax Credit has been transferred to Deductee.
- **Pending for Processing**: Statement is not yet processed.
- **Processed with Default** : Statement is processed with default. Deductor has to download the Justification report for further clarification.
- **Processed without default** : Statement is processed without default.
- **Statement Rejected** : Statement has been rejected. Rejection reason will be mentioned in the Remarks column and Deductor has to be file statement again accordingly.

2. Brief steps to View Statement Status

Go to TRACES website (www.tdscpc.gov.in).

Step 1: Login to **TRACES** website with “**User ID**”, “**Password**” and enter “**Verification code**”. Landing Page will be displayed on the screen.

Step 2: Click on “**Statement Status**” option available under “**Statements/Payments**” tab.

Step 3: Select one of the below search options:

Option 1: Statement: Enter Financial Year, Quarter and Form Type.

Option 2: Token Number: Enter ‘Provisional Receipt/Token Number’.

Option 3: Statement Status: Enter ‘Financial Year of filing ‘(in which statement has been filed), Quarter of filing, Form Type and Statement Status.

Option 4: During Last 3 Months: Statement status filed during last 3 Months will be displayed

3. Pictorial guide to View Statement Status

Go to TRACES website (www.tdscpc.gov.in)

The screenshot displays the TRACES website interface. At the top, there is a navigation bar with 'Home', 'Deductor', 'Tax Payer', and 'PAO' tabs, and a 'Help' button. The main content area is partially obscured by a large 'CAUTION' message box. The message box contains the following text:

CAUTION

- TRACES never asks for fee of any kind for registration on portal or for availing any electronic services delivered through its portal www.tdscpc.gov.in
- The Income Tax Department NEVER asks for your PIN numbers, passwords or similar information for credit cards, banks or other financial accounts through e-mail
- The Income Tax Department appeals to Tax Payers NOT to respond to such fee requests and e-mails and NOT to share information relating to their credit card, bank and other financial accounts
- It is hereby informed that CPC TDS does not send and has not sent any communication or email stating automatic tax deduction from Deductors' or Taxpayers' respective bank account/ net banking accounts.

In case you have received such email/ communication, you are requested to ignore it.

[Continue >>](#)

An orange callout bubble points to the 'Continue >>' button with the text: 'Click here to proceed further'.

The background website shows a 'Login' section with links for 'Login', 'Register as New User', 'Forgot Password', and 'Forgot User ID'. There is also a 'Quick Links' section with various service links. On the right side, there is a 'Customer Care' section with contact information and a 'New FAQs View more' section with categories for 'Deductor', 'Tax Payer', and 'General'.

3. Pictorial guide to View Statement Status (Contd.)

Step 1 : Login to TRACES website with your “User ID”, “Password”, “TAN of the Deductor” and the “Verification Code”

The screenshot shows the TRACES website interface. At the top, there are navigation links: Home | About Us | Contact Us | e-Tutorials | Related Links | Login. A search bar is present with the text "Search In" and "Keyword". The TRACES logo is prominently displayed, along with the text "Centralized Processing Cell" and "TDS Reconciliation Analysis and Correction Enabling System". The Government of India logo and "Income Tax Department" are also visible. A navigation menu includes Home, Deductor, Tax Payer, and PAO. A Help icon is located in the top right corner.

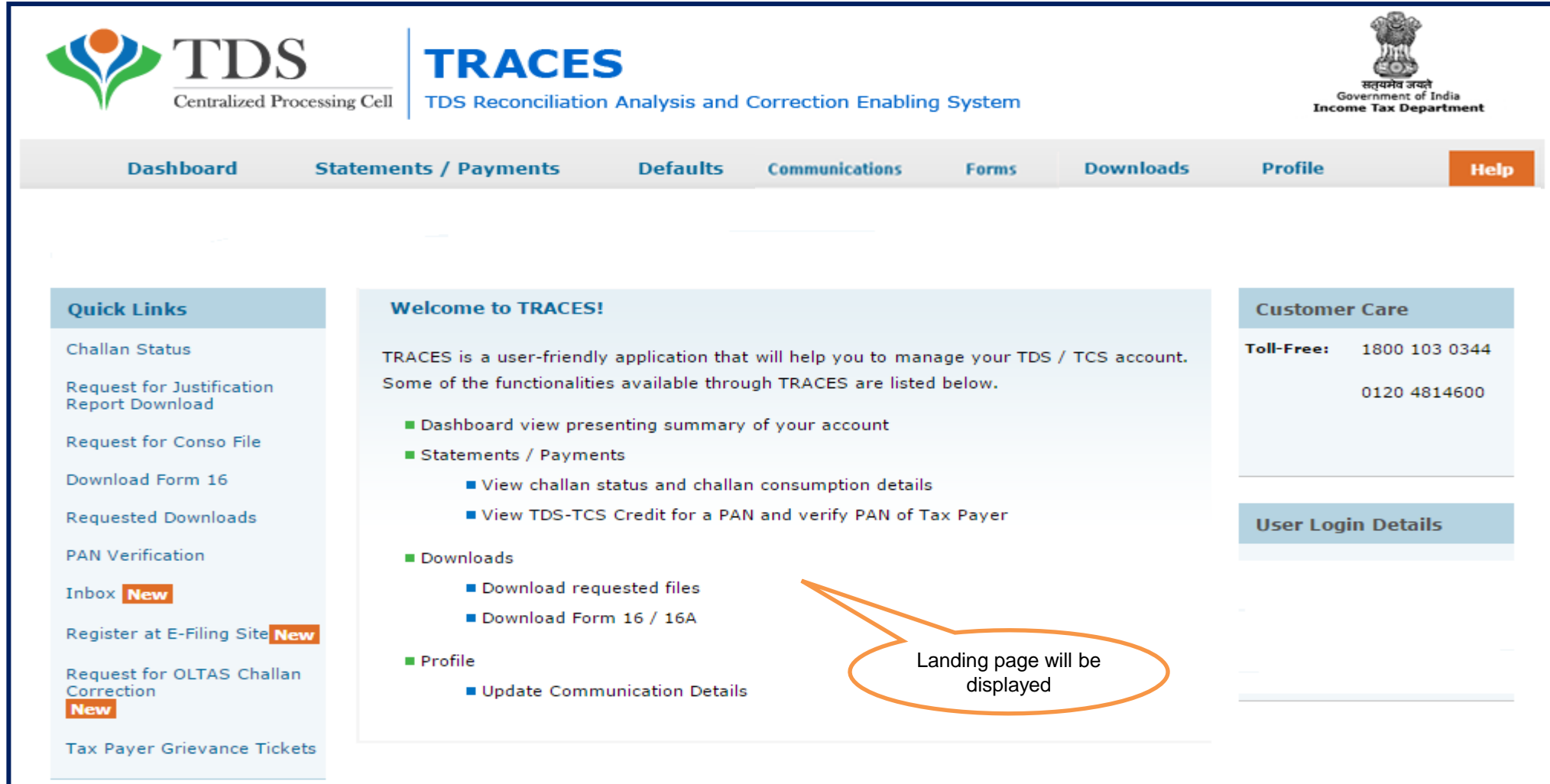
The main content area features a login form with the following fields and callouts:

- Login** section with radio buttons for **Deductor** (selected) and **Taxpayer/PAO**.
- User Id*** field: Contains "abc4123480". Callout: "Click on Deductor Option".
- Password*** field: Empty. Callout: "For more details on any screen, click on Help icon".
- TAN for Deductor*** field: Empty. Callout: "Click on help icon (?) next to each field for more details".
- Verification Code*** field: Contains a CAPTCHA image showing "4gbcd8". Callout: "Enter user id and password".
- Enter text as in above image*** field: Empty. Callout: "Enter TAN".
- Login** button: Callout: "Enter the text as displayed then click on Login".

Additional information on the page includes a message: "Please install latest TRACES WebSocket Emisigner Setup V2.0 to use Digital Signature function to the address book / contact list of your registered Email Id". A "For Deductors:" section provides instructions: "If you are not yet registered in TRACES, you may login for first time with existing User Id & Password as provided by TIN and your TAN", "If you are unable to login with TIN User Id & Password, please register as new user in TRACES", and "If you are already registered in TRACES, please login with your registered User Id, Password & TAN". A "Common Note:" states: "This website uses cookies to maintain user preference and session information. Disabling cookies in your browser might not allow you to perform certain activities".

3. Pictorial guide to View Statement Status (Contd.)

Welcome Page



The screenshot shows the TRACES (TDS Reconciliation Analysis and Correction Enabling System) Welcome Page. The page features a navigation menu at the top with options: Dashboard, Statements / Payments, Defaults, Communications, Forms, Downloads, Profile, and Help. The main content area is divided into three columns. The left column contains 'Quick Links' such as 'Challan Status', 'Request for Justification Report Download', 'Request for Conso File', 'Download Form 16', 'Requested Downloads', 'PAN Verification', 'Inbox New', 'Register at E-Filing Site New', 'Request for OLTAS Challan Correction New', and 'Tax Payer Grievance Tickets'. The middle column, titled 'Welcome to TRACES!', provides a brief introduction and lists functionalities: Dashboard view, Statements / Payments (View challan status, View TDS-TCS Credit), Downloads (Download requested files, Download Form 16 / 16A), and Profile (Update Communication Details). The right column, titled 'Customer Care', lists toll-free numbers: 1800 103 0344 and 0120 4814600. Below this is a 'User Login Details' section. An orange callout bubble points to the 'Welcome to TRACES!' section with the text 'Landing page will be displayed'.

TDS
Centralized Processing Cell

TRACES
TDS Reconciliation Analysis and Correction Enabling System

सत्यमेव जयते
Government of India
Income Tax Department

Dashboard Statements / Payments Defaults Communications Forms Downloads Profile Help

Quick Links

- Challan Status
- Request for Justification Report Download
- Request for Conso File
- Download Form 16
- Requested Downloads
- PAN Verification
- Inbox **New**
- Register at E-Filing Site **New**
- Request for OLTAS Challan Correction **New**
- Tax Payer Grievance Tickets

Welcome to TRACES!

TRACES is a user-friendly application that will help you to manage your TDS / TCS account. Some of the functionalities available through TRACES are listed below.

- Dashboard view presenting summary of your account
- Statements / Payments
 - View challan status and challan consumption details
 - View TDS-TCS Credit for a PAN and verify PAN of Tax Payer
- Downloads
 - Download requested files
 - Download Form 16 / 16A
- Profile
 - Update Communication Details

Customer Care

Toll-Free: 1800 103 0344
0120 4814600

User Login Details

Landing page will be displayed

3. Pictorial guide to View Statement Status (Contd.)

Step 2: Click on “Statement Status” option available under “Statements/Payments” tab

The screenshot displays the TDS TRACES portal interface. At the top, there are navigation links (Home, About Us, Contact Us, e-Tutorials, Related Links, Logout), a search bar, and language settings. The main header includes the TDS logo (Centralized Processing Cell) and the TRACES logo (TDS Reconciliation Analysis and Correction Enabling System), along with the Government of India Income Tax Department emblem. A horizontal menu contains several tabs: Dashboard, Statements / Payments, Defaults, Communications, Forms, Downloads, Profile, and Help. The 'Statements / Payments' tab is active, and its dropdown menu is open, showing various options. The 'Statement Status' option is highlighted with a blue bar and circled in orange. A callout bubble points to this option with the text: "Click Statement Status under 'Statement/ Payments'". Other options in the dropdown include Challan Status, Challan Status for Statement, View TDS / TCS Credit, PAN Verification, Request for Conso File, Validate Lower Deduction Certificate u/s 197/195(3), Request for Refund, Track Refund Request, Declaration for Non - Filing of Statements, Declaration To Deposit Lower TDS, Request for OLTAS Challan Correction, Track Oltas Challan Correction Request, and Profile. On the left side, there is a 'Quick Links' section with various service links. On the right side, there is a 'Customer Care' section with contact information and a 'User Login Details' section.

3. Pictorial guide to View Statement Status (Contd.)

Step 3: Select one of the search options to view statement status

The screenshot shows the TRACES portal interface. At the top, there is a navigation bar with links for Home, About Us, Contact Us, e-Tutorials, Related Links, and Logout. A search bar is present with a 'Search In' dropdown and a 'Keyword' input field. The main header features the TDS logo (Centralized Processing Cell) and the TRACES logo (TDS Reconciliation Analysis and Correction Enabling System). The Government of India logo and 'Income Tax Department' are also visible. A horizontal menu contains 'Dashboard', 'Statements / Payments', 'Defaults', 'Communications', 'Forms', 'Downloads', 'Profile', and 'Help'. The 'Statements / Payments' menu item is highlighted with a blue callout bubble. Below the menu, the page title is 'Status of Statement Filed'. A light blue box contains the instruction 'Please select one of the below Search Options'. Below this, there are four radio button options: 'Statement', 'Token Number', 'Statement Status', and 'During Last 3 Months'. The 'Statement' option is selected. A blue callout bubble points to these options with the text 'Select one of the search option'. Below the radio buttons, there are three dropdown menus for 'Financial Year*', 'Quarter*', and 'Form Type*', each with '--Select--' as the current selection. A 'View Statement Status' button is located to the right of these dropdowns. A red callout bubble points to the 'Help' button in the top menu with the text 'Click on Help icon for help text for this screen'.

3. Pictorial guide to View Statement Status (Contd.)

Option 1 : Statement

Status of Statement Filed

Please select one of the below Search Options

Statement Token Number Statement Status During Last 3 Months

Financial Year* 2013-14 Quarter* Q2 Form Type* 26Q [View Statement Status](#)

Status for Q2 of FY 2013-14 for Form 26Q

Token Number	Statement Type	Financial Year	Quarter	Form Type	Date of Filing	Status	Status As On Date	Remarks
0328XXXXXXXX5534	Regular	2013-14	Q2	26Q	12-Oct-2013	Processed With Defaults	11-Nov-2013	
0730XXXXXXXX6270	Correction	2013-14	Q2	26Q	27-May-2014	Processed Without Defaults	01-Jun-2014	
0730XXXXXXXX6281	Correction	2013-14	Q2	26Q	27-May-2014	Processed Without Defaults	01-Jun-2014	

Page 1 of 1 View 1 - 3 of 3

3. Pictorial guide to View Statement Status (Contd.)

Option 2 : Token Number

Status of Statement Filed

Please select one of the below Search Options

Statement **Token Number** Statement Status During Last 3 Months

Token Number* [View Statement Status](#)

Statement Status for Token Number 0106XXXXXXXX6741

Statement Type	Financial Year	Quarter	Form Type	Date of Filing	Status	Status As On Date	Remarks
Regular	2013-14	Q1	26Q	15-Jul-2013	Processed With Defaults	26-Aug-2013	

Page 1 of 1 View 1 - 1 of 1

3. Pictorial guide to View Statement Status (Contd.)

Option 3: Statement Status

Home | About Us | Contact Us | e-Tutorials | Related Links | Logout

Search In Keyword

English

TDS Centralized Processing Cell | **TRACES** TDS Reconciliation Analysis and Correction Enabling System

Government of India
Income Tax Department

Dashboard | **Statements / Payments** | Defaults | Communications | Forms | Downloads | Profile | Help

Status of Statement Filed

Please select one of the below Se.

Statement Token Number **Statement Status** During Last 3 Months

Financial Year of Filing* --Select-- Quarter of Filing* --Select-- Form Type* --Select--

Statement Status* --Select-- **View Statement Status**

Enter 'FY of filing, Qtr of filing, Form Type and Statement Status and click on 'View Statement Status'

Details of statements filed in FY 2013-14 and Q2 with 'Processed With Defaults' status for Form 26Q

Token Number	Statement Type	Financial Year	Quarter	Form Type	Date of Filing	Status As On Date	Remarks
0106XXXXXXXX6741	Regular	2013-14	Q1	26Q	15-Jul-2013	26-Aug-2013	
0328XXXXXXXX8254	Correction	2012-13	Q1	26Q	13-Sep-2013	20-Apr-2014	
0328XXXXXXXX8280	Correction	2012-13	Q3	26Q	13-Sep-2013	20-Apr-2014	
0328XXXXXXXX8276	Correction	2012-13	Q4	26Q	13-Sep-2013	21-Apr-2014	
0328XXXXXXXX8265	Correction	2012-13	Q2	26Q	13-Sep-2013	06-Mar-2014	

Page 1 of 1

View 1 - 5 of 5

3. Pictorial guide to View Statement Status (Contd.)

Option 3: Statement Status

Home | About Us | Contact Us | e-Tutorials | Related Links | Logout

Search In Keyword

English

TDS Centralized Processing Cell | **TRACES** TDS Reconciliation Analysis and Correction Enabling System

Government of India
Income Tax Department

Dashboard | **Statements / Payments** | Defaults | Communications | Forms | Downloads | Profile | Help

Status of Statement Filed

Please select one of the below Se.

Statement Token Number **Statement Status** During Last 3 Months

Financial Year of Filing* --Select-- Quarter of Filing* --Select-- Form Type* --Select--

Statement Status* --Select-- **View Statement Status**

Option 3: Select 'Statement Status'

Option 3: Enter 'FY of filing, Qtr of filing, Form Type and Statement Status and click on 'View Statement Status'

Details of statements filed in FY 2013-14 and Q2 with 'Processed With Defaults' status for Form 26Q

Token Number	Statement Type	Financial Year	Quarter	Form Type	Date of Filing	Status As On Date	Remarks
0106XXXXXXXX6741	Regular	2013-14	Q1	26Q	15-Jul-2013	26-Aug-2013	
0328XXXXXXXX8254	Correction	2012-13	Q1	26Q	13-Sep-2013	20-Apr-2014	
0328XXXXXXXX8280	Correction	2012-13	Q3	26Q	13-Sep-2013	20-Apr-2014	
0328XXXXXXXX8276	Correction	2012-13	Q4	26Q	13-Sep-2013	21-Apr-2014	
0328XXXXXXXX8265	Correction	2012-13	Q2	26Q	13-Sep-2013	06-Mar-2014	

Page 1 of 1

View 1 - 5 of 5


3. Pictorial guide to View Statement Status (Contd.)

Option 4: During Last 3 Months


Home | About Us | Contact Us | e-Tutorials | Related Links | Logout

Search In Keyword

English

 **TDS**
Centralized Processing Cell

TRACES
TDS Reconciliation Analysis and Correction Enabling System


सत्यमेव जयते
Government of India
Income Tax Department

Dashboard | **Statements / Payments** | Defaults | Communications | Forms | Downloads | Profile | Help

Status of Statement Filed

Please select one of the below Search Options

Statement Token Number Statement Status During Last 3 Months

Select During Last 3 months option

Financial Year* --Select-- Quarter* --Select-- Form Type* --Select-- [View Statement Status](#)

3. Pictorial guide to View Statement Status (Contd.)

Option 4: During Last 3 Months

Using option 4, statement status filed during last 3 Months will be displayed

Status of Statements Filed During Last 3 Months

Token Number	Statement Type	Financial Year	Quarter	Form Type	Date of Filing	Status	Status As On Date	Remarks
4100XXXXXXXX5614	Correction	2013-14	Q2	24Q	17-Feb-2014	Processed With Defaults	17-Feb-2014	
0101XXXXXXXX3750	Correction	2012-13	Q4	24Q	19-Feb-2014	Processed Without Defaults	08-Apr-2014	
0101XXXXXXXX3761	Correction	2012-13	Q4	24Q	19-Feb-2014	Processed Without Defaults	08-Apr-2014	
4100XXXXXXXX9123	Correction	2013-14	Q2	24Q	15-Mar-2014	Processed With Defaults	19-Apr-2014	
4100XXXXXXXX9134	Correction	2013-14	Q3	24Q	15-Mar-2014	Processed With Defaults	19-Apr-2014	
0106XXXXXXXX5700	Correction	2012-13	Q1	24Q	13-Mar-2014	Processed Without Defaults	22-Mar-2014	
0106XXXXXXXX5711	Correction	2012-13	Q1	24Q	13-Mar-2014	Processed Without Defaults	30-Mar-2014	
0101XXXXXXXX6685	Correction	2013-14	Q2	24Q	29-Apr-2014	Processed With Defaults	03-May-2014	
0101XXXXXXXX6696	Correction	2013-14	Q2	24Q	29-Apr-2014	Processed With Defaults	03-May-2014	
0101XXXXXXXX6663	Correction	2013-14	Q2	24Q	29-Apr-2014	Processed Without Defaults	03-May-2014	

Page 1 of 2 View 1 - 10 of 13

[Back to Status of Statement Filed](#)

Check Statement Status

Click here to go back to Status of Statement Filed

THANK YOU

Notes:

- 1) **For Feedback** : You can share your feedback on contactus@tdscpc.gov.in
- 2) **For any Query** : You can raise your concern on “Request for Resolution” as Online Grievance on TRACES Website.
- 3) **For any query related to website:** You can raise your concern on below mentioned numbers

Toll Free Number - 1800103 0344
Land Line Number - 0120 4814600